



Document Number	V02_170117
-----------------	------------

Product specification

LSUM 129R6C 0062F EA



Product specification

■ Specification

1. Primary specification

Part number	Capacitance (F)	Max. ESR (mΩ)_DC	Max. Current (A) Non-repeated (Calculated value)	Leakage Current (mA)
LSUM 129R6C 0062F EA	62	13.2	2,200	< 5 (For active), <27 (For passive)

2. Power & Energy

Part number	Usable Specific Power, P_d (W/kg) ¹	Impedance Match Specific Power, P_{max} (W/kg) ²	Energy Density (Wh/kg)	Max. Stored Energy (Wh)
LSUM 129R6C 0062F EA	2,700	5,700	2.6	144.6

3. Standard & Reliability

Rated Voltage	129.6V		
Max. Voltage ³	136.8V		
Maximum Series Voltage	1500V		
Capacitance Tolerance	0% / +20%		
Operating temperature range	-40 ~ 65 °C		
Storage temperature range	-40 ~ 70 °C		
Max. continuous current ⁴	$\Delta T = 15$ °C	190A	
	$\Delta T = 40$ °C	260A	
Endurance Life (65°C)	1,500 Hours		
	Capacitance change	Within 20% of initially specified value	
	ESR change	Within 100% of initially specified value	
Projected Life Time (25°C)	10 Years at rated voltage		
	Capacitance change	Within 20% of initially specified value	
	ESR change	Within 100% of initially specified value	
Projected Cycle Life (25°C) ⁵	1,000,000 Cycles		
	Capacitance change	Within 20% of initially specified value	
	ESR change	Within 100% of initially specified value	
Shelf Life (25°C)	4 Years stored uncharged state		
Certifications	ROHS, REACH, E-mark		

4. Monitoring

Part number	Temperature sensor	Temperature & Voltage interface	Connector	Cell voltage monitoring	Balancing
LSUM 129R6C 0062F EA	NTC Thermistor	CAN 2.0B	KD3102A 16S-8P (5-pin)	Group voltage monitoring	Active or Passive

*Remarks

1) Usable specific power

$$P_d = \frac{0.12 \times V^2}{ESR \times mass}$$

2) Impedance match specific power

$$P_{max} = \frac{V^2}{4 \times ESR \times mass}$$

3) Non repeated, not to exceed 1sec.

4) Initial state value.

5) Actual cycle value can be subject to various application conditions.

Product specification

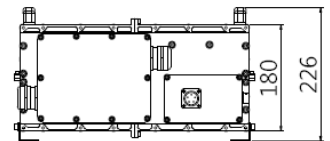

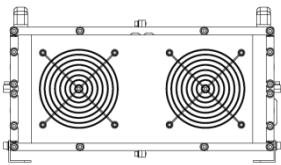
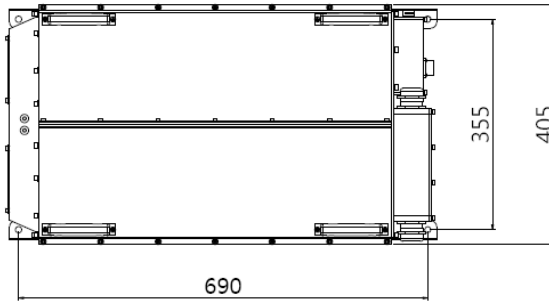
Safety & Physical Protection

Part number	Isolation voltage (DC)	Short circuit current(A)	Power Terminals	Recommended Torque - Terminal	Environmental Protection ⁶	Shock & vibration Protection
LSUM 129R6C 0062F EA	4kV	9,800	M8 / M10	20 / 30 Nm	IP 67	IEC-61373

Dimension in mm (not to scale)

Geometric properties

Part number	Dimension (mm)			Max. Weight (kg)
	Length	Width	Height	
LSUM 129R6C 0062F EA	720±2	405±2	226±2	55



*Remarks

6) As a test result of sample, This test result does not guarantee the whole product quality.